

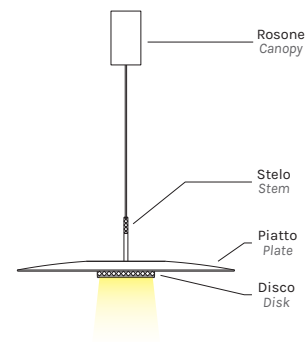
INDOOR - SUSPENSION

OVERFLY PLUS

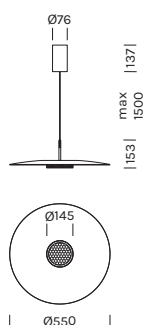
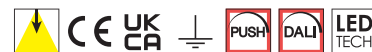


- alluminio, metacrilato
- colore cavo: nero

- aluminum, methacrylate
- cable color: black



Con rosone e driver
With canopy and driver

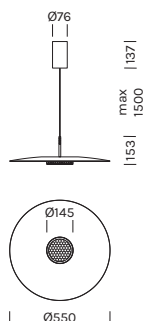


	M 2700K	W 3000K	N 4000K
Power	19.2W	19.2W	19.2W
Nominal lumen	3528.0lm	3584.0lm	3680.0lm
CRI	>90	>90	>90
Supply	220-240V	220-240V	220-240V

Item	Temperature	Canopy-plate	Disk	Stem
3430	M	-BO	-OR	-OR
	W	-NO	-NO	
	N			

composed by RS04/13 (1Pz) 3435 (1Pz)

Con rosone e driver
With canopy and driver



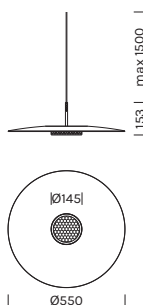
	M 2700K	W 3000K	N 4000K
Power	19.2W	19.2W	19.2W
Nominal lumen	3528.0lm	3584.0lm	3680.0lm
CRI	>90	>90	>90
Supply	220-240V	220-240V	220-240V

Item	Temperature	Canopy-plate	Disk	Stem
3431	M	-BO	-OR	-OR
	W	-NO	-NO	
	N			

composed by RS04/22 (1Pz) 3435 (1Pz)

Solo corpo
Body only

Necessita di driver remoto a 700mA
Requires 700mA remote driver



	M 2700K	W 3000K	N 4000K
Power	19.2W	19.2W	19.2W
Nominal lumen	3528.0lm	3584.0lm	3680.0lm
CRI	>90	>90	>90
Supply	700mA	700mA	700mA

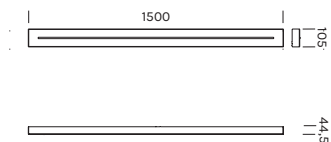
Item	Temperature	Plate	Disk	Stem
3435	M	-BO	-OR	-OR
	W	-NO	-NO	
	N			




Rosone scorrevole con driver

Sliding canopy with driver

Max 3 Sospensioni

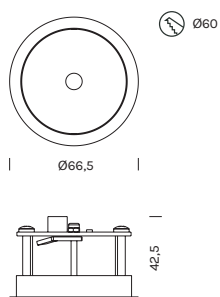
Up to 3 suspensions



Item	Finish	Dimming
RS94/02	-BI  -NE  -BP 	ON-OFF PUSH DALI 0.1-10V

Rosone per incasso, senza driver

Recessed canopy, without driver



Item	Finish
RS97	-NE 

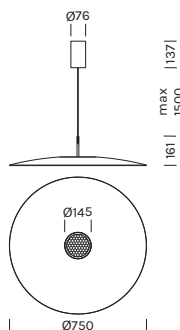
Driver in corrente in remoto 700mA

700mA remote constant current driver

Item	items powerable	Power	IP	Dimensions	Dimming
1A0426/03	1	20W	IP20	108x52x22	DALI

Con rosone e driver

With canopy and driver



	M 2700K	W 3000K	N 4000K
3432			
Power	19.2W	19.2W	19.2W
Nominal lumen	3528.0lm	3584.0lm	3680.0lm
CRI	>90	>90	>90
Supply	220-240V	220-240V	220-240V

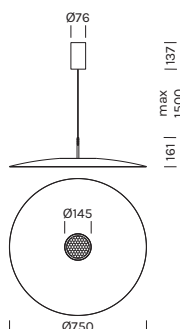
Item	Temperature	Canopy-plate	Disk	Stem
3432	M	-BO	-OR	-OR
	W	-NO	-NO	
	N			

...composed by
RS04/13 (1Pz)
3436 (1Pz)



Con rosone e driver

With canopy and driver



	M 2700K	W 3000K	N 4000K
3433			
Power	19.2W	19.2W	19.2W
Nominal lumen	3528.0lm	3584.0lm	3680.0lm
CRI	>90	>90	>90
Supply	220-240V	220-240V	220-240V

Item	Temperature	Canopy-plate	Disk	Stem
3433	M	-BO	-OR	-OR
	W	-NO	-NO	
	N			

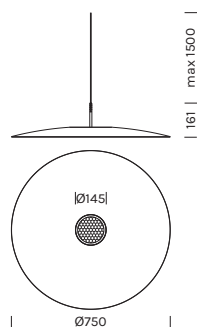
...composed by
RS04/22 (1Pz)
3436 (1Pz)



Solo corpo

Body only

Necessita di driver remoto a 700mA
Requires 700mA remote driver



	M 2700K	W 3000K	N 4000K
3436			
Power	19.2W	19.2W	19.2W
Nominal lumen	3528.0lm	3584.0lm	3680.0lm
CRI	>90	>90	>90
Supply	700mA	700mA	700mA

Item	Temperature	Plate	Disk	Stem
3436	M	-BO	-OR	-OR
	W	-NO	-NO	
	N			

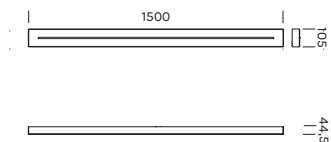





Rosone scorrevole con driver

Sliding canopy with driver

Max 2 Sospensioni

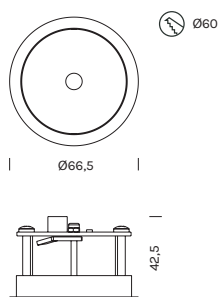
Up to 2 suspensions



Item	Finish	Dimming
RS94/02	-BI  -NE  -BP 	ON-OFF PUSH DALI 0.1-10V

Rosone per incasso, senza driver

Recessed canopy, without driver



Item	Finish
RS97	-NE 

Driver in corrente in remoto 700mA

700mA remote constant current driver

Item	items powerable	Power	IP	Dimensions	Dimming
1A0426/03	1	20W	IP20	108x52x22	DALI